




TILE INITIATIVE

2026



STANDARDS. SCIENCE. EDUCATION. ADVOCACY.



Standards

Leading Association for National and International Consumer-Relevant Quality Standards for Tile, Installation Materials, and Sustainability

Secretariat of ANSI Accredited Standards Committee A108 and ISO Technical Committee 189

Editor and Publisher of the *TCNA Handbook for Ceramic, Glass, and Stone Tile Installation*

Science

Largest Independent Tile and Installation Materials Testing Laboratory in North America

Leading Research Partner in the Development of Standards

Education

Founding Partner in Installer Education and Certification Programs in the United States and Mexico

Publisher of *TCNA Tile Initiative* and *Tile: The Natural Choice*

Publisher of Quarterly Tile Industry Market Reports

Author of Safety, Quality, and Standards-Related Articles

Staff Regularly Serve as Keynote and Industry Speakers

Advocacy

Consumer and Industry Interests in Legislative, Regulatory, and Environmental Matters

Tile Council of North America

100 Clemson Research Blvd. Anderson, SC 29625

864.646.8453 ♦ www.TCNAtile.com

CONTENTS

- 2** TCNA Bulletin
Setting the Standard: Performance Criteria for Two-Centimeter Porcelain Pavers
- 4** TCNA Bulletin
IPA Laboratories: Setting the Standard in Product Testing
- 8** TCNA Bulletin
Product Use Classifications Aim to Reduce Slip Incidents on Hard Surface Flooring
- 16** **Porcelain Tile Certification and The Porcelain Tile Certification Agency (PTCA)**
- 21** TCNA Bulletin
ACT-Certified Installers
- 22** TCNA Bulletin
Choosing Your Tile Contractor
- 26** Special Section from Tile Heritage Foundation
Tile Heritage Foundation: Guardian of American Tile History
- 40** **2026 Ceramic Tile Education Foundation (CTEF) Sponsors**

ABOUT THE ADVERTISERS

The advertisements in this issue come from the Elite, Signature, and Platinum level sponsors of the Ceramic Tile Education Foundation (CTEF). Their generous donations enable the administration and growth of CTEF's educational and certification programs for tile installers and other tile industry professionals. These programs benefit the construction industry and tile-consuming public by facilitating a higher level of craftsmanship in tile installation and a means of identifying qualified installers in the trade. For more information, visit www.tilecareer.org. All of the funds received go directly to CTEF with the cost of printing donated by the Tile Council of North America (TCNA), publisher of the *TCNA Handbook*.

TCNA BULLETIN

SETTING THE STANDARD: PERFORMANCE CRITERIA FOR TWO-CENTIMETER PORCELAIN PAVERS

Increased use of outdoor living spaces has led to new must-have designs and opportunities for ceramic tile, especially two-centimeter and thicker porcelain pavers which are especially versatile outdoors. While exterior ceramic tile applications are not a new concept, porcelain pavers unlocked an expanded outdoor market with different installation options.

With porcelain pavers' rapid growth in popularity, the market demanded a performance-based product specification, to provide a baseline for product quality and a mechanism for specifiers, installers, and consumers to identify the unique properties of porcelain pavers.

Due to their extraordinary strength, two-centimeter and thicker porcelain pavers can be installed in unbonded applications, either in raised flooring on pedestals

or loose-laid over sand or gravel. For these unique applications, different test methods and criteria were needed. After extensive research by TCNA and standards development work by the ANSI A108 Committee, revisions to ANSI A137.3, *American National Standard Specifications for Gauged Porcelain Tiles and Tile Panels/Slabs*, were approved. These included unique definitions, test methods, and performance criteria for two-centimeter and thicker gauged porcelain pavers.

Unique Properties

As porcelain pavers are most commonly installed in loose-laid applications (i.e., without the use of adhesives) or in raised flooring applications, strength and impact criteria are critical. Tiles installed in these applications aren't supported in the same way as those using adhesives, so additional test methods were needed to evaluate products used in these systems.

Breaking strength

In applications such as raised flooring over pedestals, the tile support system is vastly different from an adhered application over a more traditional substrate. The gauged porcelain paver standard requires tiles to be tested for breaking strength using a three-point bending method. This more accurately replicates the support system found in unbonded applications and provides a good assessment of how porcelain pavers will perform in the field.

Impact Resistance

While it is uncommon to measure impact resistance for ceramic tiles intended to be installed with mortar, measuring impact resistance is necessary for porcelain pavers that will be installed in an unbonded application.

This is because porcelain pavers in unbonded applications are not reinforced by an adhesive and substrate, and as such they are more susceptible to impact damage than tiles in a traditional installation. To evaluate impact





resistance for unbonded tiles, there is a test method used to assess whether damage occurs when a soft body object (88-lb. sandbag) and a hard body object (2" solid steel ball) are dropped from specified heights. The method specifies testing in common unbonded applications, including tiles on pedestals and over a bed of sand.

Compressive Strength

Compressive strength is not typically a specified physical property for conventional ceramic tile, as products that are relatively thin in relation to facial area do not commonly exhibit compressive failures and tile in general has a compressive strength many times greater than that of the substrate. However, for tiles used in paving applications subject to heavy rolling loads and/or vehicular traffic, the A137.3 standard includes compressive strength criteria for porcelain pavers, using a test methodology similar to how brick and concrete pavers are tested when intended for these applications.

What's Next for Gauged Porcelain Pavers?

With the gauged porcelain paver product specification currently available, standardizing installation practices for porcelain pavers is the next industry challenge. Today, there are no installation standards for gauged porcelain pavers, although manufacturers certainly have proprietary recommendations specific to their products.

As the market becomes increasingly complex with more porcelain paver products, consensus-based installation standards can help create common installation practices and facilitate better training, proper specification, and the growth of this exciting segment.

TCNA BULLETIN

IPA LABORATORIES: SETTING THE STANDARD IN PRODUCT TESTING



For more than 60 years, International Product Assurance (IPA) Laboratories has been a trusted independent testing partner to the ceramic tile industry. Formerly known as the TCNA Product Performance Testing Laboratory, IPA Laboratories has played a leading role in the development of key international standards while continually expanding its testing capabilities to meet the evolving needs of manufacturers, designers, specifiers, and homeowners. Today, IPA Laboratories offers an extensive portfolio of accredited and custom testing services—from surface coverings and materials characterization to sustainability, life cycle cost analysis, and life sciences testing—backed by award-winning customer service and unmatched technical expertise.

A Trusted Industry Partner

IPA Laboratories has been a trusted partner to the tile industry for decades. The laboratory has conducted research to support the development of key industry standards, including the hard surface flooring test method for dynamic coefficient of friction (DCOF), a consistent global absorption testing method, new specifications for 2CM porcelain paver products, and the first ever international test methods for ceramic tile with antimicrobial glazes. As industry and consumer needs have evolved, so have the lab's expertise and testing capabilities.

IPA Laboratories serves the industry as a third-party,

independent testing laboratory, working with anyone who is interested in confirming the quality of a product, analyzing materials after a failure, or conducting customized research on a new product. Clients of the lab include manufacturers, distributors, tile installers, designers, and even homeowners. The team at IPA Laboratories offers:

- A large array of ISO 17025-accredited tests for ASTM, ANSI, and ISO standards, as well as customized testing for research and development
- Over 125 years of combined experience in product evaluation and research
- Participation and leadership in over twenty international standards committees providing unmatched knowledge into standards and testing methods
- Award-winning customer service

Expanded Testing Options

Previously, the laboratory focused on the ceramic tile industry including testing ceramic, glass, and stone tiles and panels, installation materials, tile substrates, and raw materials to national and international standards. Today, the lab's testing services encompass testing all surface coverings, including concrete products such as pavers, countertop surfacing materials, composite materials such as LVT, LVP, and rigid core products, as well as offering sustainability product testing, materials characterization, and expanded services in IPA Laboratories' Life Sciences department.

Materials Characterization Testing

IPA Laboratories, in collaboration with Clemson University, offers a comprehensive suite of materials characterization tests, providing vital insights into the properties of materials used in various industries. Services include X-Ray Fluorescence (XRF) and Loss on Ignition for elemental analysis, X-Ray Diffraction (XRD) for mineralogical insights, and Particle Size

“As consumers and specifiers continue to seek safe, durable, and healthy products, International Product Assurance Laboratories will continue to provide the independent and trusted testing needed to evaluate these products and support our clients worldwide.”

— Eric Astrachan, TCNA Executive Director

Analysis for detailed material consistency. The laboratory also offers Gradient Firing Tests, Dilatometry for thermal expansion studies, and Carbon & Sulfur Content analysis for emission estimation.



With specialized tests like Soluble Salts analysis, defect analysis using Micro XRF, and Scanning Electron Microscopy (SEM), the lab provides high-resolution insights into material composition and structure. The partnership with Clemson University uniquely positions the lab to deliver state-of-the-art materials testing and analysis. The laboratory works closely with clients, leveraging a skilled team of scientists and technicians to find solutions to even the toughest challenges.


Sustainability Testing

As testing options expand to serve different industries and initiatives, the lab continues to add new services that are relevant to tile and tile-related products. For example, there has been a dramatic rise in customers' needs to test

their building products for sustainable characteristics. To provide the best possible service, the lab is equipped with state-of-the-art equipment for determining solar reflectance index (SRI—a measure of solar energy reflected by a surface), for determining light reflectance value (LRV—a measure of a material's ability to reflect light), and for performing a host of other tests that support sustainable building goals.

Many of the lab's sustainable products testing options are critical for obtaining LEED Sustainable Sites (SS) credits, LEED Indoor Environmental Quality (EQ) credits, and LEED Materials and Resources (MR) credits. These tests also support qualification for other LEED pilot credits and green building initiatives, and credits toward conformance with ANSI A138.1 Green Squared® certification. IPA Laboratories offers testing for any product seeking these or other LEED credits. These testing results are important for manufacturers to understand, and for specifiers and designers to use when aiming to meet marketplace demands for sustainable building.

IPA Laboratories is also an approved certifier for the Green Squared® certification program. IPA Laboratories



TCNA BULLETIN

IPA LABORATORIES: SETTING THE STANDARD IN PRODUCT TESTING

has an unparalleled understanding of tile and installation products, which allows the lab to serve manufacturers for both testing needs and obtaining Green Squared® certification.



Life Cycle Cost Analysis Service

In 2023, TCNA commissioned an independent consultant, Emily Lorenz, PE, F-ACI, to conduct a [Life Cycle Cost Analysis](#) study.¹ This study compared 18 different flooring types and specific variables to calculate the lifetime cost of a flooring material. IPA Laboratories now offers a life cycle cost analysis service for any flooring product. Standardized per ASTM E917, an LCCA can be used to calculate the overall costs of differing flooring systems over a building's expected lifetime. Costs incurred at various points throughout the lifetime are considered, including materials costs, installation costs, maintenance costs, demolition costs, and replacement cost. IPA Laboratories works with clients to determine project-specific parameters (such as flooring types to be analyzed, cost frequencies, etc.) to provide a customized LCCA report containing overall life cycle costs. This robust analysis provides insight into long-term costs by allowing different flooring options to be compared for various economic conditions, enabling investors, architects, purchasers, specifiers, and more to select a flooring system with the lowest cost per year (per square foot).

Life Sciences Testing

The laboratory has a long history of microbiological testing and research on ceramic tiles and other floor and wall coverings. In response to concerns from the COVID-19 pandemic, antiviral testing was added to the lab's services to determine the survival rates/duration of viruses on different surface materials and the efficacy of common household cleaners to disinfect these surfaces. The lab's

expansion into antiviral and microbiological testing has led to new opportunities outside of the ceramic tile and hard surface industry, such as the antimicrobial/antiviral analysis of fabrics, disinfectant sprays, plastic films, and many other materials. This growth has led to custom testing and research for any type of product.

A Partner in Success

The IPA Laboratories team prides itself on helping customers understand the appropriate tests for compliance with standards, so that customers order exactly the tests they need. IPA Laboratories is equipped to deliver precise, tailored testing solutions for specific project needs or can also provide custom testing options upon request. Choosing IPA Laboratories means selecting a partner dedicated to precision, quality, and unparalleled customer service. This commitment goes beyond simply providing testing services; it represents a collaboration focused on delivering accurate, reliable results that meet the highest standards in product testing.

A full list of IPA Laboratories' testing services can be found at www.ipalaboratories.com. For assistance or to discuss custom testing with the lab team, email testing@ipalaboratories.com or call 855-IPA-LABS (855-472-5227). Follow us on LinkedIn, Facebook, X, and Instagram for testing and standards updates.



¹ The TCNA LCCA Industry Report can be found on the TCNA website, TCNATile.com.


Coverings®
THE GLOBAL TILE & STONE EXPERIENCE

THE GLOBAL STAGE FOR TILE & STONE

March 30 - April 2, 2026
Las Vegas, Nevada

Coverings continues a long and proud history of supporting the tile industry and championing continuing education, tile installation training, and certification.

For over a decade, Coverings has provided more than \$1.5 million in support of education and certification to the Ceramic Tile Education Foundation (CTEF). To learn more about CTEF, visit ceramictilefoundation.org, and to learn more about Coverings, visit Coverings.com.



For The Industry, By The Industry:



TCNA BULLETIN

PRODUCT USE CLASSIFICATIONS AIM TO REDUCE SLIP INCIDENTS ON HARD SURFACE FLOORING

ANSI A326.3, the American National Standard Test Method for Measuring Dynamic Coefficient of Friction of Hard Surface Flooring Materials, was first published in 2017 to describe the test method for measuring dry or wet dynamic coefficient of friction of hard surface flooring materials in the laboratory or in the field. In 2021, ANSI Accredited Standards Committee A108 voted to incorporate five product use classifications into the standard to provide manufacturers with a standardized framework to communicate product use based on slip resistance.

Dynamic coefficient of friction (or “DCOF”)¹ measurements have been used to provide insight into the slip resistance of materials for decades. While DCOF measurements continue to be utilized today and are useful to provide a comparative assessment of flooring, understanding slip resistance and anticipating product use requires additional considerations. Taking this into account, the ANSI Accredited Standards Committee (ASC) A108² developed a five-category product use classification system in ANSI A326.3. Product use classification is intended to provide specifiers, designers, and architects with information on where products may be used based on slip resistance parameters. Crucially, the system allows for manufacturer declared classifications to be made based on criteria including and in addition to DCOF measurements.

¹ ANSI A326.3 defines DCOF as the ratio of the force necessary to keep a surface already in motion sliding over another surface divided by the weight (or normal force) of the sliding object. Different contaminants such as dirt, water, soap, oil, or grease can change this value.

² ANSI ASC A108 develops standards which define the installation of ceramic, glass, and stone tiles and panels as well as the test methods, physical properties, and sustainability of ceramic, glass, stone, and other hard surfaces, and related installation materials.



Criteria for the Product Use Classification System

The criteria for all five categories are summarized in ANSI A326.3 **Table 1**; two categories incorporate DCOF criteria as measured per the A326.3 test method, while the majority require manufacturer declarations based on internal selection criteria. Manufacturers can consider a wide range of traction-related parameters for their internal criteria, such as experience with similar surfaces, presence of surface structure or abrasive elements, and results from different test methods used to evaluate surface traction (e.g., ANSI A326.3, EN 16165 Annex B,³ and EN 16165 Annex C⁴).

³ EN 16165 Annex B describes a "shod ramp test" method. It requires that human subjects, wearing standardized footwear and a safety harness, walk on an increasingly inclined flooring material until a slip occurs.

⁴ EN 16165 Annex C describes a "pendulum test" method, which measures the loss of energy as a standard rubber slider assembly slides across a test surface.

Table 1: Product Use Classification

| Classification | Reference Category | Criteria |
|--------------------|--------------------|--|
| Interior, Dry | ID | ≥ 0.42 dry DCOF* (per Section 10.1) |
| Interior, Wet | IW | ≥ 0.42 wet DCOF* (per Section 9.1) or Manufacturer-Declared |
| Interior, Wet Plus | IW+ | Manufacturer-Declared |
| Exterior, Wet | EW | Manufacturer-Declared |
| Oils/Greases | O/G | Manufacturer-Declared |

The language in ANSI A326.3 on manufacturer-declared product use classifications, found in Section 3.4, is as follows:

Manufacturer shall declare product use classification based on manufacturing parameters, internal quality control criteria, their experience with similar surfaces, and the criteria in this standard for all surfaces classified under Sections 4.1.3, 4.1.4, and 4.1.5, mosaic surfaces, and flooring where surface structure (e.g. three-dimensionally patterned or profiled surfaces) results in misleading DCOF measurements due to test device constraints. Optionally, surfaces classified under Section 4.1.2 shall also be permitted to be manufacturer-declared. Hard surface flooring manufacturer shall define internal product selection criteria (for example, but not in limitation, DCOF limit values established using this test method or other test methods, internal reference standards and practices, and/or the presence

of abrasive grain and/or surface structure) for each product where the manufacturer-declared product use classification is not based on DCOF criteria developed per this standard. Regardless of declared product use classification, specifier shall determine materials appropriate for specific project conditions, considering by way of example, but not in limitation, type of use, traffic, expected contaminants, expected maintenance, expected wear, and manufacturers' guidelines and recommendations.

*The 0.42 DCOF threshold limit in Table 1 applies to the BOT 3000E device; devices being used as equivalent may have different threshold limit values, which shall be independently correlated to those values determined with the BOT 3000E, and independently derived precision statements which shall be provided by the device manufacturer.

This five-category system is similar in concept to the criteria in German rules ASR A1.5 and DGUV 108-003,⁵ which provide product use examples based on “R” values (ranging from R9 to R13) derived from the German adoption of the EN 16165 standard, DIN EN 16165. Examples of work premises with corresponding DIN EN 16165 “R” values are provided in **Table 2**. However, unlike the German rules, the A326.3 product use classification system allows for criteria that do not rely on a single test method; this is beneficial for materials that have complex surface texture, profiling, and/or patterning.

⁵ ASR A1.5 “Floors” is a German technical rule for workplaces. DGUV 108-003 is a German regulation with the title translated as *Floors in work rooms and work areas with a risk of slipping*.



TCNA BULLETIN

PRODUCT USE CLASSIFICATIONS AIM TO REDUCE SLIP INCIDENTS ON HARD SURFACE FLOORING



Table 2: DIN EN 16165 acceptance angles, assessment groups, and examples of work premises

| Acceptance Angle | Assessment Group (R Group) | Examples of work premises (excerpted from ASR A1.5 and DGUV regulation 108-003) |
|------------------|----------------------------|---|
| >35° | R13 | Sausage kitchens, vegetable processing, delicacies, or mayonnaise manufacture |
| >27° to 35° | R12 | Commercial kitchens serving over 100 meals per day, manufacture of fats or oils, sculleries, etc. |
| >19° to 27° | R11 | Commercial kitchens serving up to 100 meals per day, machining areas, vehicle repair areas, etc. |
| >10° to 19° | R10 | Garages, damp storage areas, coffee kitchens, sanitary areas, etc. |
| >6° to 10° | R9 | Foyers (indoor), customer and eating areas, corridors, stairways, etc. |
| <6° | - | Areas without slippery substances |

Just as the German rules provide examples of work areas for each “R” value, each A326.3 product use classification lists possible areas of use. For example, possible areas of use for products classified as “Interior, Dry” include, but are not limited to, indoor shopping malls (excepting food courts), hotel lobbies, office buildings, and showrooms. At the other end of the scale, possible areas of use for products classified as “Oils/Greases” include, but are not limited to, level areas regularly exposed to automotive fluids, “back of the house” fast food or family style restaurants, and food preparation areas with grills or

deep-fry equipment.⁶ While the provided possible areas of use are intended to guide the specifier (i.e., the person choosing the flooring), it is ultimately the responsibility of the specifier to make the project-specific selection. Per A326.3, “*regardless of declared product use classification, specifiers shall determine materials appropriate for specific project conditions, considering by way of example, but not*

⁶ Refer to ANSI A326.3 *Product Use Classification* section for more information on each classification and their corresponding “possible areas of use.”

With the already widespread use of A137.1, A137.2, and A137.3 product standards, the requirement for product use classification is expected to result in better specifications and a reduction in slip incidents, ultimately benefitting all end-users of tile flooring.

in limitation, type of use, traffic, expected contaminants, expected maintenance, expected wear, and manufacturer's guidelines and recommendations."

Ceramic Tile Industry: "Stepping" Forward on Slip Resistance

ANSI A326.3 has been widely specified and referred to in the ceramic tile industry for years. After its initial publication, A326.3 was referenced in tile product standards ANSI A137.1, A137.2, and A137.3.⁷ Specifically, the tile standards incorporated the A326.3 specification that level interior spaces expected to be walked upon when wet with water shall have a measured wet DCOF of 0.42 or greater when tested per the A326.3 method. In July 2022, all three ANSI tile standards were updated to require reporting of A326.3 product use classifications, in addition to the 0.42 wet DCOF requirement. Since domestic and overseas manufacturers must report product use to maintain compliance with the tile product standards, incorporating the classifications assures specifiers, builders, and consumers that product use information will be available for every project using ANSI A137.1, .2, or .3 compliant tiles.

All aspects of the tile industry are affected by these changes:

Manufacturing: Manufacturers must assign product use classifications to every flooring product and make that information available on the web, or through package labeling, product literature, or technical data sheets.

Distribution: Importers, distributors, and retailers should check for product use classifications and

make that information available to their customers.


Design: Design professionals should be certain the products being specified are classified by the manufacturer for the intended applications and consider product use criteria explained in the A326.3 standard.

End-Users: Consumers (building owners, homeowners, etc.) should ask for products that meet the ANSI tile product standards, consider only products classified for the intended applications, and seek guidance from design professionals on product selection and maintenance.

About ANSI A326.3

For more information on the ANSI A326.3 standard, its publisher, TCNA, offers the standard free of charge on the TCNA website.

Regarding the adoption of ANSI A326.3 into building code regulations, the International Association of Plumbing and Mechanical Officials' (IAPMO) 2024 Uniform Swimming Pool, Spa & Hot Tub Code (USPSHTC), contains measurable criteria, based on ANSI A326.3 or AS 4586⁸, for slip-resistant surfaces around pools, spas, and hot tubs. Similarly, the International Code Council's (ICC) 2024 International Swimming Pool & Spa Code (ISPSPC) contains language requiring friction testing per ANSI A326.3 or AS 4586⁸ for "slip-resistant" decks, ramps, coping, and similar step surfaces.



⁷ A137.1, A137.2, and A137.3 are the American National Standard Specifications for ceramic tile, glass tile, and gauged porcelain tiles and tile panels/slabs, respectively.

⁸ AS 4586 is an Australian standard titled "Slip resistance classification of new pedestrian surface materials." It contains provisions for testing using a pendulum device.



Every Step Matters

IPA Laboratories offers testing to all major methods for evaluation of a flooring material's friction properties.

Contact us today to discuss slip resistance testing options.



BUILD YOUR BUSINESS WITH US.

Get all your project essentials with us, offering a one-stop shop for your needs. **Experience unmatched convenience and quality** with our expert team at Daltile Sales Service Centers. From product selection to installation coordination, we handle every detail to ensure your projects succeed.

PROUD SPONSOR OF THE CERAMIC TILE EDUCATION FOUNDATION (CTEF)




 **daltile**®

Photo features **Volume 1.0™ Degrees Silver** on the floor.

 A DIVISION OF MOHAWK INDUSTRIES

FREE DESIGN SERVICES AVAILABLE!

©2025 Daltile



Industry and product information in short, easy online tutorials



In-depth webinars and continuing education courses on a variety of topics



Virtual and in-person product demonstrations and trainings



Over 200 training and installation videos on our YouTube page

Education and support. When and how you need it.



laticrete.com/training

Proud Sponsor of the Ceramic Tile Education Foundation (CTEF)



PERFORM WITH PORCELAIN. CREATE WITHOUT COMPROMISE.

Crossville® porcelain works as hard as you do—resisting stains, scratches, frost, and fire. Made and/or stocked in the U.S., our tiles deliver reliable performance and lasting durability so you can finish every project strong and avoid costly callbacks. Bring bold designs to life without compromise.

Get a tile sample on us at Crossville.com.



Featured: Sand Garden by Crossville®

Proud Sponsor of the Ceramic Tile Education Foundation



Schluter® EDUCATION

So Many Ways to Upgrade Your Trade!



Workshops



Live Online Training



IDCEC
INTERIOR DESIGN
CONTINUING EDUCATION COUNCIL

Seminars

Schluter®-Systems

schluter.com/education

Proud Sponsor of the Ceramic Tile Education Foundation (CTEF)



AMERICAN OLEAN®



BUILD YOUR BUSINESS WITH US!

GET ALL YOUR PROJECT ESSENTIALS HERE,
OFFERING A ONE-STOP SHOP FOR YOUR NEEDS.



GROUT &
MORTAR



JOB
TOOLS



SHOWER
COMPONENTS



TILE & STONE
CARE

SIMPLIFYING SELECTION FOR YOUR CUSTOMER.



FREE DESIGN
SERVICES



EASY ACCESS
SAMPLES



ONLINE INSPIRATION
IDEAS



VISUALIZATION
TOOLS

PROVIDING SOLUTIONS TO GROW YOUR BUSINESS.



MANUFACTURING DIRECT
PRODUCTS



CONTRACTOR
PRICING



COMPREHENSIVE INSTALLATION
PRODUCT SELECTION



SALES
SUPPORT



PROEXCHANGE™

SOLUTIONS ON-DEMAND

MAKING YOUR JOB EASIER,
24 HOURS A DAY.



A DIVISION OF MOHAWK INDUSTRIES

Proud Sponsor of the Ceramic Tile Education Foundation (CTEF)

PORCELAIN TILE CERTIFICATION AND THE PORCELAIN TILE CERTIFICATION AGENCY (PTCA)

Ceramic tile is defined as a ceramic surfacing unit, usually relatively thin in relation to facial area, having either a glazed or unglazed face and fired above red heat in the course of manufacture to a temperature sufficiently high to produce specific physical properties and characteristics according to the ANSI A137.1 standard. This relatively broad definition encompasses different types of ceramic tile, all of which collectively make up what is commonly known as the “ceramic tile family.”

The ceramic tile family includes:

- Porcelain tile
- Pressed floor tile
- Quarry tile
- Wall tile
- Mosaic tile
- Gauged porcelain tile (GPT)
- Specialty tile

While each of these tile subsets is ceramic tile and thus shares ceramic tile’s general benefits, they are each produced differently and may consequently have additional advantages that lend themselves to specific applications.



Porcelain tile, which according to census bureau data and estimates from the Tile Council of North America (TCNA), accounts for more than 50% of U.S. ceramic tile sales, has emerged as a popular type of ceramic tile.

What is TRUE Porcelain?

What defines and differentiates porcelain tile from non-porcelain tile is its extremely low water absorption. Porcelain tile is a ceramic tile with a water absorption less than or equal to 0.5%.

This definition of porcelain is supported by both the International Standards Organization (ISO) and the American National Standards Institute (ANSI):

ISO definition of porcelain (ISO 13006): Fully vitrified tile with a water absorption coefficient less than or equal to a mass fraction of 0.5%, belonging to groups A Ia and B Ia

ANSI definition of porcelain (ANSI A137.1): A

ceramic tile that has a water absorption of 0.5% or less that is generally made by the pressed or extruded method; Does not include materials with very little or no crystallinity, such as glass tile (Class P1, E1, or O1)

Manufacturing tiles that meet this standard—true porcelain—requires porcelain-grade clays and other unique raw materials, plus precision milling processes and kilns set to extremely high firing temperatures (2100°F to 2500°F). The required raw materials, energy, and manufacturing equipment needed to produce such low porosity, high density tiles are why real porcelain is typically more expensive than non-porcelain tiles (for tiles with the same decorative elements).

Porcelain Tile Certification Agency

As classified by the ANSI A137.1 ceramic tile standard, porcelain tile is a ceramic tile with a very low water absorption (0.5% or less), as tested per ASTM C373.

While the criteria for porcelain tiles have been well-defined for several decades in North America, the term “porcelain” was undefined in international standards until relatively recently, and the testing method used internationally for measuring water absorption was less rigorous than the ASTM C373 method used in North America.

This led to some tiles being mislabeled as porcelain, whether intentionally or through testing differences. Although the testing standards used worldwide have now been harmonized to the strict requirements in North America, the practice of mislabeling tiles

as porcelain continues. In freeze/thaw and wet environments, that can result in costly failures.

In response, TCNA and the Ceramic Tile Distributors Association (CTDA) jointly established the Porcelain Tile Certification Agency (PTCA) to provide a means for manufacturers and distributors to establish that their products comply with the water absorption criteria for porcelain tile.

PTCA certification was developed to independently evaluate if the program participant understands North American water absorption criteria and can meet such.

For each series being evaluated for porcelain tile certification, five commercially available samples (selected by the participant) are sent for testing once every three years by manufacturing participants and annually by non-manufacturing participants.

The Certification Mark

The Porcelain Tile Certification Agency permits manufacturers whose products meet porcelain certification requirements to label those products with the **Porcelain Tile Certification Agency certification mark**.

By looking for the Porcelain Tile Certification Agency certification mark, distributors, retailers, and consumers can have greater confidence that the products meet the stringent 0.5% or less water absorption requirement defining porcelain tile.



Porcelain tile accounts for more than 50% of U.S. and imported ceramic tile sales.

(Based on census bureau data and estimates from TCNA)

PORCELAIN TILE CERTIFICATION AND THE PORCELAIN TILE CERTIFICATION AGENCY (PTCA)

By participating in the PTCA certification program, the program participant (i.e., the manufacturer and/or seller) is stating that the tiles it produces or sells, labeled with the PTCA mark, meet the ANSI A137.1 porcelain tile water absorption requirements.

Non-manufacturing participants are further required to obtain a written assurance from the actual manufacturer that it will immediately notify the participant of any changes in the conforming porcelain tiles or any manufacturing variances that may affect the certification.

PTCA certification does not mean the tiles tested met all ANSI A137.1 or ISO 13006 criteria, which would require testing for other physical properties such as dimensions, warpage, breaking strength, etc. Variance from those properties has not been an issue in general, and the criteria are well understood.

Importance of Porcelain Tile Certification

The difference between real and false porcelain cannot be detected by eye—the only way to know with certainty is to have a laboratory verify the tile's water absorption is 0.5% or less. To illustrate the extent of the problem, through its lab, Tile Council has identified hundreds of series from international manufacturers that did not meet the PTCA water absorption criteria necessary to be certified as porcelain.

The Porcelain Tile Certification mark provides an easy way for both distributors and consumers to identify real porcelain tiles. This is crucial for several reasons:

• Trust

Porcelain Certification allows consumers to confidently identify porcelain products. Purchasing products falsely identified as porcelain may lead to failed applications, the need for repairs, and additional costs.

• Cost

When lower-cost products are mislabeled and sold at a higher price as porcelain, the consumers who

How to Certify Porcelain

Manufacturers that want to have their products PTCA-certified must take the following steps:

- 1 Apply for Porcelain Tile Certification by filling out the Program Participation Agreement and the Order Form on the PTCA website. The application involves submitting samples of each tile series to be tested.
- 2 Pay the cost of testing the tile samples at an authorized testing lab, as well as the initial and annual licensing fees.
- 3 Once a participant receives confirmation of their product's compliance, they can use the PTCA certification mark on product packaging and marketing materials and to help guide the consumer toward a confident purchase of porcelain tile.

purchased such did not receive what they were paying for.

• Success

PTCA certification helps manufacturers and distributors participate in a recognized standard to deliver a consistent product to consumers, paving the way for successful tile installations.

Benefits of the PTCA program

The PTCA program is designed to directly benefit consumers purchasing porcelain tiles and, indirectly, everyone involved in the supply chain.

How the PTCA tests porcelain

When tile is tested to determine its water absorption (the test for porcelain), laboratories follow the American



Because porcelain tile is difficult — if not impossible — to identify by sight, a test for a tile’s porosity (water absorption) will determine if a tile can be called “porcelain.”

Society for Testing and Materials (ASTM) test procedure C373: “Standard Test Method for Water Absorption, Bulk Density, Apparent Porosity, and Apparent Specific Gravity of Fired Whiteware Products.”

ASTM C373 involves testing samples by subjecting them to a strong vacuum while water is drawn into the pores of the tile. The water absorption rate is calculated as a percentage of water weight gained over the dry weight.

Passing the certification testing establishes that the participant understands and can meet North American water absorption criteria. It is not a test of the tile being sold but rather an assessment of the manufacturer. The PTCA certification mark also does not assure fitness of the tile for any particular purpose. The suitability of any tile for specific applications requires an analysis of the project conditions by a qualified individual, as well as proper installation.

For more details on the PTCA program, the PTCA Program Participation Agreement is publicly available and can be found at www.ptcaonline.org/PTCA_Participation_Agreement.pdf.

If a question arises about whether a tile sold as PTCA-certified truly meets the water absorption criteria for porcelain tiles, PTCA is authorized to acquire further samples and test such for compliance. The board of PTCA then reviews the available data and relevant actions taken by the program participant to decide whether to withdraw PTCA certification and use of the mark.

Anyone who suspects a non-porcelain tile is being sold as PTCA-certified tile is encouraged to notify PTCA at 630-942-6588 or info@ptcaonline.org.

ASTM C373 Water Absorption Test

For ceramic tile, water absorption refers to the maximum amount of water that a tile can be made to absorb. In the lab test ASTM C373, water is drawn into the deepest pores of the tile by a strong vacuum.

So, measuring water absorption can also be looked at as measuring available tile porosity—the more water that can be absorbed, the more porous (less dense) the tile.

STEP 1



Tile sample is dried in an oven to ensure accurate dry weight.

STEP 2



Dried tile sample is weighed using a digital scale accurate to 0.001 gram.

STEP 3



Water is drawn into the tile sample by a vacuum and soaking it.

STEP 4



Saturated tile sample is weighed to determine the amount of weight gain due to absorption of water.

STEP 5



Water absorption is calculated. The change in weight is expressed as the percentage of the tile’s dry weight.

Assurance.



The industry's
seal of integrity
for porcelain tile:



TCNA BULLETIN

ACT-CERTIFIED INSTALLERS

More and more, tile setting has become a specialized trade, yet it remains largely unregulated when it comes to requirements for installers, whether for training or for proven adherence to industry standards and best practices. Being mostly unregulated means a contractor may have seasoned, skilled craftworkers or untrained installers with little experience under their belts. Without an established skills baseline, consumers are limited in their ability to differentiate between contractors and often choose based on the lowest bid—too often selecting unqualified companies.

ACT (Advanced Certifications for Tile Installers) seeks to improve this situation and has established a skills baseline that allows consumers to compare installer qualifications.

Launched in 2013, ACT is a comprehensive program of written and hands-on testing for nine defined skill sets. While other training and certification programs may be available to tile installers, ACT has garnered wide support from the tile industry because it is standards-based and highly demanding.

ACT tests are not show-up-for-a-seminar and get-your-certificate events. ACT certification tests have strictly enforced time limits and installers' hands-on work is evaluated and scored in-person by trained and impartial evaluators following a specific evaluation protocol. Upon completion of the hands-on component by the installer, the evaluator literally tears it apart. By removing tiles and examining fresh mortar beds, ACT evaluators judge what's seen on the surface as well as what is under the surface—a crucial component of the program, as so much of what is required for a successful tile installation lies beneath the finished tile work. That level of rigor ensures only those with the required knowledge and skill are certified. Invariably, some installers do not pass, because of the time limit, errors made in the tile installation, or mistakes on the written exam.

The ACT program operates through the combined efforts of the six leading organizations in the tile industry: The Ceramic Tile Education Foundation (CTEF), the International Masonry Institute/International Masonry Training and Education Foundation (IMI/IMTEF), the International Union of Bricklayers and Allied Craftworkers (IUBAC), the National Tile Contractors Association (NTCA), the Tile Contractors Association of America (TCAA), and the Tile Council of North America (TCNA). ACT tests are administered by CTEF and IMI/IMTEF.



GAUGED PORCELAIN TILE

Specify ACT GAUGED PORCELAIN TILE certification on every job where gauged porcelain tile panels/slabs are used.

Critical Installation Skills Tested: Proper substrate prep, handling, layout, cutting, use of edge profiles, and setting gauged porcelain tile panels and slabs.

GROUTS A118.3, A118.6, and A118.7

Specify ACT GROUTS certification on every job where cementitious grout or epoxy grout will be used.

Critical Installation Skills Tested: Proper product selection, mixing, installation, and grout cleanup.

LARGE FORMAT TILE /SUBSTRATE PREP

Specify ACT LARGE FORMAT TILE certification when tile 15" and longer will be installed by a thin-set method.

Critical Installation Skills Tested: Flattening the substrate and installing tile within industry standards for flatness, mortar coverage, proper offset in running bond applications, grout joint consistency, and lippage.

MEMBRANES A118.10 and A118.12

Specify ACT MEMBRANES certification when a sheet or liquid membrane will be used for waterproofing or crack isolation.

Critical Installation Skills Tested: Application of sheet, single component, and fabric-reinforced liquid applied membranes with emphasis on avoiding installation errors that affect the integrity of the waterproofing.

MUD FLOORS - F111

Specify ACT MUD FLOORS certification when a mortar bed has been selected as the substrate for tiling floors.

Critical Installation Skills Tested: Installing floor mud to ANSI standards, with emphasis on proper materials and precision, with the finished work being a flat and level mud bed.

MUD WALLS - W222

Specify ACT MUD WALLS certification when a mud bed has been selected as the substrate for tiling walls.

Critical Installation Skills Tested: Installing wall mud to ANSI standards, with emphasis on proper materials, movement joints, and finished work being precise, flat, plumb, and square.

SHOWERS - B415

Specify ACT SHOWERS - B415 certification when designing "water in/water out" showers with a mortar bed and tile floor over a shower-pan membrane.

Critical Installation Skills Tested: Creating a watertight (leak-proof) continuously sloped mortar bed over a shower pan membrane.

SHOWERS - B421

Specify ACT SHOWERS - B421 certification when designing bonded waterproof membrane showers over sloped mortar bed floors and solid backing walls.

Critical Skills Tested: Creating watertight (leak-proof) shower walls over solid backing and a continuously sloped mortar bed.

ACT Certification: SHOWERS - B421C

Specify ACT SHOWERS - B421C certification when designing barrier-free showers on a concrete substrate with a mortar bed floor and solid backing walls using a bonded waterproof membrane.

Critical Skills Tested: Creating a watertight (leak-proof) shower assembly without a curb and a continuously sloped mortar bed.

TCNA BULLETIN

CHOOSING YOUR TILE CONTRACTOR



TILE. It's the go-to finish when you're looking for high fashion and high function. But you might not get either if you leave it to just anyone to install. Unlike plumbing, electrical, and structural masonry trades, tile installers and the tile contractors that employ them are not generally required to meet minimum trade craft criteria to be in business.

The difference between trained, experienced installers and inexperienced installers is noticeably reflected in their work, and the difference between a quality contractor and a deficient one is reflected in their service and business operations.

Together, contractor and installer transform your concept into reality. Whether you're a design/build professional selecting tile contractors on a regular basis or a homeowner with a single tile project, it's just not possible to overestimate the importance of finding qualified contractors and installers.

The Reputable Tile Contractor

- ✓ **Operates a legitimate business**, with responsible business practices and a policy of standing behind their work.
- ✓ **Invests in continuing education** necessary to stay up-to-date on current building codes, regulations, standards, and best practices. On-the-job training is the most popular way to learn a construction trade, but formalized training is a must for ensuring correct installation methods are being taught to and used by installers on your project.
- ✓ **Carries all required business licenses and insurances**, and doesn't push liabilities for property damages or worker injuries onto others.
- ✓ **Does not misclassify workers** to avoid paying into social security, unemployment, workers' compensation, and other employee programs.
- ✓ **Has a traceable business location** so customers can be sure post-installation questions and issues are addressed and resolved.
- ✓ **Has a track record for quality and service:** Good contractors can easily produce references and verifiable documentation of their commitment to quality and service.

Architects and Specifiers

Include language in job specifications requiring qualified labor and enforce it with the GC. See the TCNA Handbook for a list of industry recognized prequalification programs for installers and contractors such as the CTEF Certified Tile Installer Program, the ACT (Advanced Certifications for Tile Installers) Program, the NTCA Five-Star Contractor Program, and the TCAA Trowel of Excellence Program.

General Contractors

Deliver a quality tile installation by fulfilling contractor qualification requirements in job specifications. When not included, utilize internally developed qualifications. Require proof of qualifications to be included with all project bids and thoroughly compare estimates from bidding contractors before awarding contracts. Often, higher estimates reflect better materials and additional necessary components and tasks, like substrate preparation and movement joints.

Homeowners

Don't hesitate to ask contractors for proof of insurance, their license (where required), and their installation qualifications. Thoroughly interview bidding contractors and check several references. Utilize consumer resources available from your state on the internet and from the Ceramic Tile Education Foundation.



Call CTEF at 864-222-2131 or visit CeramicTileFoundation.org for assistance finding or specifying a quality contractor.




"Because tile is a permanent finish, the lowest bid should not be the driving factor, but rather who is the most qualified to perform the scope of the work specified."

— TCNA Handbook



www.tcnatile.com

PREPARE FOR SUCCESS



ANSI A108.19 and A137.3

In addition to having a unique product standard (A137.3), gauged porcelain tiles and gauged porcelain tile panels/slabs require unique installation procedures and workmanship standards (A108.19).

ORDER YOUR COPY TODAY

Now Available in
Print and Digital Formats

2026

TCNA Handbook and ANSI Standards

ANSI A137.2




ANSI A137.1



ANSI A108, A118, and A136




ANSI A137.3, A108.19 and A108.20



THE COUNCIL OF NORTH AMERICA, INC.

Handbook for Ceramic, Glass, and Stone Tile Installation



Old City Hall Subway Station
New York, New York

2026

Update your reference library today
with the standards information you
need for a successful project.



THE COUNCIL OF NORTH AMERICA, INC.

www.tcnatile.com



Tile Heritage Foundation Guardian of American Tile History

Tile Heritage Foundation was established in 1987 as a member-supported, not for-profit organization whose sole purpose is to protect and preserve the history of the American Tile Industry. Tile Heritage is dedicated to promoting an awareness and appreciation of ceramic surfaces in the United States. The Foundation serves as a repository, an archive, which embraces all aspects of the industry from its inception in the 1870s through to the present time, validating its significance for posterity.



A classical tiled garden fountain, Marina District, San Francisco CA.
Decorative tiles by Solon & Schemmel, (S&S) San Jose CA, circa 1920s

The Tile Heritage Foundation has developed an archive for the tile industry in the United States.

In addition to the “books and letters” in its library, Tile Heritage storehouses a collection of historic American tiles, all one of a kind, from scores of different companies some dating back to the late 19th century as well as tiles from contemporary artisans. Add to this the collections of historic documents, tile catalogs and tile-related periodicals covering a period of 135 years.

The Tile Heritage Foundation is relocating for the future to Anderson, South Carolina, in proximity to Tile Council of North America (TCNA) and Clemson University.


Rest assured that this archive and the collections belong to ALL OF US!

The Foundation's Archive holds hundreds of valuable records of historic and contemporary American tile companies.



The Archives

The heart of the archive is stored in individual alphabetized folders representing over 400 companies pre-1960 and over 700 post-1960. The contents of the files have been indexed and are available by emailing Tile Heritage.



Tile Heritage archivists Jim Hamilton (deceased as of November 2024) and Jenny Meeker have classified the material in each company's file folder, arranging information chronologically. All information has been entered into the Finding Aid Index, readily accessible and available to the public upon request.



Contemporary company folders in the THF archive.




There are many exceptional historic tiles in the Foundation's collection.



Yosemite Falls 8" x 12"



Vernal Falls, Yosemite 8" x 12"



El Capitan, Yosemite 12" x 12"

Claycraft Potteries: Yosemite Series, c. 1925

Gift of Bart Huffman 1987, first gift of tiles to THF.

Batchelder Tiles (1911-1939)

Gift of the Trustees of the Ceramic Tile Institute

Historic Tile Collections of the Tile Heritage Foundation consist of 4167 different individual tiles representing 48 American tile companies at the present time.



Tile No. 86 18" x 18"



Tile No. 218A 4" x 8"

Among the companies represented with the largest number of tiles: American Encaustic Tiling Co. with over 800. Gifted by Norman and Shannon Karlson



"Knights." Tile No. 349B 12" x 36"



Custom made by for a tile contractor 4"x8"

Solon & Schemmel and Solon & Larkin number over 500. Gifted by Riley Doty

*The Foundation's collection includes
many historic manufacturers
Sample Boards and Sample Boxes.*



Short of having the actual tiles in hand, there is no better way to sell ceramic tiles than with “samples” mounted on boards that can be left with a client or in boxes from which the client may choose the appropriate glazes.



American Olean



Gift of Don West



Malibu Potteries
Gift of Steuart Weller



Marketing, sales and distribution have served the tile industry since tiles were first produced to sell. PRODUCT CATALOGS play an essential role.

Two late 19th century catalogs, among others.
Gift of Norman and Shannon Karlson



Roughly 180 historic tile companies are represented in the US Catalog Collection with over 1000 different catalogs. Contact THF for details.

See below for some mid-century catalogs with contemporary appeal.

Pre-Depression 20th century catalogs continue to provide design inspiration.



A selection of historic catalog reproductions are available for sale.

Periodicals hold the stories of the industry and provide visual stimulus to enhance tile design and promotion, then and now. The THF Periodical Collections list 134 titles.



Two issues of *Palette & Bench* from 1910 offer photographic imagery to period tile designers.



Ten issues of *Keramic Studio*, 1903-1924. Monthly Magazine for the Potter and Decorator. Editor: Adelaide Robineau-Alsop



Clay Record (34 issues 1892-1899), a late 19th century journal devoted to the dissemination of all matters pertaining to clay. *The Clay Worker* (107 issues 1904-1922), a late 19th and early 20th century publication focusing on all aspects of the clay industries. Gift of Mike Duff



An early 20th century publication with selected architectural features and advertising of numerous products for both residential housing and commercial buildings. Gift of Ruth Walker



Tile Heritage Foundation Publications 1988- to the present

Since 1994 the foundation has published 23 issues of *Tile Heritage: A Review of American Tile History* offering articles by today's tile historians as well as by family members or friends of those individuals and companies that have influenced what we recognize as the tile industry today.

"Flash Point" was discontinued in 1993 after 41 issues had been published. Along with scholarly articles, there was news of what was happening at Tile Heritage at that time. Back issues of both publications are available. Member discounts apply.



The THF Library contains many rare and valuable books—many restored but still some in need of conservation, which requires funding.



The THF Library holds roughly 1120 books that present tiles in twenty different countries including the United States. When the Foundation got underway in 1987, there were almost no tile-related books in the card catalog in the San Francisco public libraries; the UC Berkeley libraries, only a few more. Today Tile Heritage shelves over 1100 titles, over 160 of these relate to tiles in the U.S. Other countries include England (73), Portugal (60), Italy (54) and Islamic countries (43).

There are 160 books on architects and architecture; 70 publications related to mosaic art; 64 to ceramics in general and 73 to art pottery; 44 to bricks and architectural terra cotta; 40 to Arts & Crafts; 30 to installation, the earliest of which is a two-volume set of Frank Graham's *Audels Masons and Builders Guide #1 and #2*, first editions, 1924. These were gifted by Steven Kinney, a tile contractor from San Ysidro, California.

The book pictured below, *The Story of Terra Cotta* by Walter Geer, was chosen to be conserved. It's one of only 100 printed copies, published in 1920. Geer was president of the New York Architectural Terra-Cotta Company. Gift of Kirby Brown

Above, *Leadless Decorative Tiles, Faience and Mosaic* by William J. Furnival, provides us with a 892-page tome. Published in 1904, the book covers history, materials, manufacture and use. Heinrich Ries and Henry Leighton offer *History of the Clay-Working Industry in the United States*, a state by state chronology, in this First Edition from 1909. In *Polychromy: Architectural and Structural Theory and Practice*, Leon V. Solon examines historic sources to develop his perspective on the use of color in design.





As a Legacy Friend you can have a lasting impact on tile history preservation by leaving a gift to Tile Heritage Foundation in your will, trust, or beneficiary designation. Your generosity will help protect the archives and collections of American Tile History. A gift provides financial strength to current operations and future development and will have an impact on preserving American Tile History for posterity and a legacy for future generations.

DETAILS: <https://endowment.tileheritage.org/>



Build your company legacy by opening a file in the Tile Heritage Foundation ARCHIVES!

The Tile Heritage Foundation's archives validate the historic & current use of tile. The archives reflect the accomplishments of the Tile Industry!



DETAILS: <https://www.tileheritage.org/pdfs/You-Are-Invited.pdf>

A broad funding base is essential for the long-term sustainability of Tile Heritage. Sponsorship and Membership have always provided the core of the Foundation's stability.



TEAM UP WITH TILE HERITAGE TODAY!

Web: www.tileheritage.org

Email: foundation@tileheritage.org

TILE HERITAGE SPONSORS



Arto Brick
Gardena, California
www.artobrick.com



CTDA
Glen Ellyn, Illinois
www.ctdahome.org



Coverings
USA
www.coverings.com



Crossville
Crossville, Tennessee
www.crossvilleinc.com



Curious Clay.
San Francisco, CA
www.curiousclay.com



Fireclay Tile, Inc.
San Francisco, CA
www.fireclaytile.com



Hovey Tile Art
Mentone, California
subwayceramics.com



Laticrete
Bethany, CT
www.laticrete.com



Material
San Antonio, TX
explorematerial.com



Mediterra Tile
Tumacacori, AZ
mediterratiles.com




Merola Sales Co., Inc.
Manalapan, NJ
www.merolatile.com



Metropolitan Ceramics
Canton, Ohio
metroceramics.com



Motawi Tileworks
Ann Arbor, Michigan
www.motawitile.com



NS Ceramic
Santa Barbara, CA
www.nsceramic.com



NTCA
Jackson, Mississippi
www.tile-assn.com



Pratt + Larson Ceramics
Portland, Oregon
www.prattandlarson.com



Sonoma Tilemakers, Inc.
Windsor, California
sonomatilemakers.com



TCAA, Inc.
Washington, DC
www.tcaainc.org



TCNA, Inc.
Anderson, SC
www.tileusa.com



Tilshop
Berkeley, California
www.tile-shop.com



Wizard Enterprise
Hawthorne, CA
wizardenterprise.com



WhyTile.com
Everywhere, USA
www.whytile.com



Tile Solutions Plus
Everywhere, USA
www.ctdahome.org



International Product Labs
Anderson, SC
IPALaboratories.com

A man in a light blue lab coat and safety glasses is operating a piece of industrial testing equipment. He is holding a handle connected to a complex mechanical device with various cables and connectors. The background is a blurred laboratory setting.

**Verified
performance
starts with
independent
testing.**



floridatile Panaria COTTOD'ESTE
ceramica EXCLUSIVE SURFACES
LEA LOVE MARGRES
CERAMICHE CERAMIC TILES CERAMIC TILES
GRESART. Bellissimo MAXA
CERAMIC TILES STILE ITALIANO CERAMIC SLABS

THE SUSTAINABLE CERAMIC REVOLUTION

Tangible actions must start from the basics, from the spaces in which we live, from the decisions we make. That's why a focus on improving the well-being of people and the environment begins with choosing sustainable construction materials.



Declare. **think zero®**

PROUD SPONSOR OF THE CERAMIC TILE EDUCATION FOUNDATION (CTEF)

EXPERIENCE THE **MAGIC** OF COLOR SCIENCE WITH PURE-COLOR **GROUT**



Grout color fading, stains, and cracks? Not on our watch. Pure-Color™ Grout delivers vibrant, uniform color that sticks around—and scrubs up beautifully. Its silica-free formula resists stains, stays tough, and holds strong in joints from 1/16" up to 1/4". Backed by the power of TEC color science, this ultra-durable grout means no worries and no callbacks. That's not just smart—it's PURE genius.



Visit TECSpecialty.com

Proud Sponsor of the Ceramic Tile Education Foundation (CTEF)

**FLOOR
DECOR &
PRO**

YOUR FLOORING PARTNER



BENEFITS & SERVICES

- Dedicated PRO Services Team
- FREE PRO Education
- FREE Product Storage
- FREE Design Services
- PRO Credit Solutions
- PRO App
- PRO Premier Rewards
- PRO Hotline
- Samples Available
- Jobsite Delivery
- Commercial Services



BRANDS YOU
TRUST



OVER 250 LOCATIONS NATIONWIDE

Visit flooranddecor.com to find your local store today!

Proud Sponsor



AR^{to} ARTO



Handcrafting Art Tile
Made in the USA
Since 1966

Visit us at ARTO.com
or follow us on Instagram @ARTOBRICK
Arto is a Proud Sponsor of the CTEF



INTRODUCING THE NEW & IMPROVED

Black Widow™

Professional Diamond Blades

Built with a reinforced steel core to reduce flex, wobble, and vibration for ultra-smooth, consistent cuts.

From porcelain to marble, Black Widow™ cuts it all with ease—Your go-to for high-performance, versatile cutting.

Proud Sponsor of the Ceramic Tile Education Foundation (CTEF)

SCAN HERE FOR
PRODUCT INFO



qep.com | shopqep.com | 866-435-8665

[qeptools](https://www.youtube.com/qeptools)



JM Johns Manville
A Berkshire Hathaway Company

Johns Manville
proudly sponsors
Ceramic Tile
Education Foundation

FLEXIBILITY and VERSATILITY!



ARDEX X 5™

Flexible and Versatile Tile and Stone Mortar

- Ideal for large format and heavy tile and stone applications up to 3/4" sq. notch trowel
- Use for setting porcelain, quarry, ceramic and most natural stone tiles
- Excellent sag resistance



ARDEX X 5™ for setting porcelain, quarry, ceramic and most natural stone* tile over common interior surfaces, including exterior-grade plywood, as well as exterior concrete and masonry surfaces.

systemONE
warranty



Proud Sponsor of the Ceramic Tile Education Foundation (CTEF)

GoBoard®
Learn More: www.JM.com/GoBoard

Quality & Service
You Can Trust



Proud Sponsor of the
Ceramic Tile Education Foundation (CTEF)



Proud Sponsor
Ceramic Tile Education Foundation

Twilight Elegance



@WhyTile



@WhyTile



@WhyTile



WhyTileIdeas



Follow the inspiration.

2026 CTEF FINANCIAL SPONSORS

ELITE SPONSORS



SIGNATURE SPONSORS



PLATINUM SPONSORS



GOLD SPONSORS



SILVER SPONSORS



BRONZE SPONSORS



Craftsmanship & Service



Installers who have demonstrated commitment to their craft are highly recommended by the *Tile Council of North America Handbook for Ceramic, Glass, and Stone Tile Installation*.



**NTCA Five-Star
Contractors**



**TCAA Trowel
of Excellence
Contractors**

The **NTCA Five-Star Accreditation Program** contractors and the **TCAA Trowel of Excellence** contractors have a proven track record of success for both residential and commercial installations. These tile professionals pass rigorous reviews of their training, management, and safety practices to earn accreditation and strong endorsements from peers, customers, and suppliers.



Contact NTCA and TCAA for accredited contractors in your area or to discover more about these programs:

www.tile-assn/Members/page/ntca-five-star-accredited-program
www.tcaainc.org/trowel-of-excellence.php

Become a Why Tile Partner

The **free** Why Tile Partner Portal is a user-friendly resource to assist you in sharing the advantages of ceramic tile.

- access a library of free tools and support distributed via the Why Tile Partner website partners.WhyTile.com
- keep current on ceramic tile industry news
- share the benefits of using ceramic tile with customers and potential customers
- build enthusiasm for choosing ceramic tile
- inspire creativity in the use of ceramic tile

Simple registration

1. Go to partners.WhyTile.com
2. Register name and email
3. All set!

You will receive a monthly email with prepared Why Tile partner social media posts plus the latest industry news and marketing tools.



SMART.

BEAUTIFUL.



an ever-growing bank of content and research

Exclusive Resources for Why Tile Partners:



- Why Tile Partner guides with tips on taking full advantage of partner benefits and how to best utilize all of Why Tile's marketing resources
- Why Tile partner branding to identify your support of the industry
- Publications, posters, and prepared monthly social media posts to use in your own campaigns and communications
- Presentations for your use that convey the benefits of ceramic tile over other surface materials and explain industry issues and advancements

NOTICE OF DISCLAIMER AND LIMITATION OF LIABILITY: This material is copyrighted by Tile Council of North America, Inc. (“TCNA”) and may not, in whole or in part, be copied, distributed, published, displayed, used to make derivative works, or otherwise used without the express, written permission of TCNA. TCNA often grants permission for certain limited re-use of its materials. If interested, please visit www.tcnatile.com.

This material is provided for general informational purposes only and may include information from third parties beyond the control of TCNA. The material is offered “as is,” without warranty concerning its accuracy or use for any particular purpose. TCNA accepts no liability for use of this material and disclaims any and all duty to provide warnings or to further investigate the suitability of the use of a particular product in a particular situation. Views expressed by third parties are not necessarily the views of TCNA.

This material is not an endorsement, recommendation, approval, certification, or criticism by TCNA of any particular product, method, or application, nor is it offered as medical, legal, or other professional advice. Anyone considering the use, installation, testing, or other properties of a particular product or method should consult with the relevant manufacturer or an appropriate professional for advice specific to the person’s needs and consider any applicable laws, statutes, codes, or regulations. To the extent testing results, standards, or procedures are summarized or referenced in the material, they are offered for summary purposes only; please refer to the actual results, standards, or procedures for complete information and any limitations concerning their use, or contact TCNA for more complete information.

Under no circumstances will TCNA be liable to any person or business entity for any damages, including without limitation any and all direct, indirect, special, incidental, consequential, or exemplary damages, resulting, in whole or in part, from any use of, reference to, or reliance upon this material, even if advised of the possibility of such damages. The foregoing limitation of liability is a fundamental element of the use of this material and the material would not be offered by TCNA without such limitation.

Release date: January 2026



Copyright © 2026. Tile Council of North America, Incorporated. All Rights Reserved.

100 Clemson Research Blvd. Anderson, SC 29625 | 864.646.8453 | www.TCNAtile.com